

Design Automation



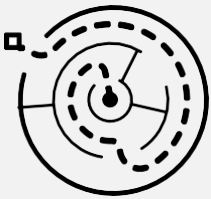
The challenge

Custom designs put pressure on engineers to consistently deliver 2D and 3D CAD drawings. As requirements change, engineers must continually produce updated or new drawings, ensuring many hours of manual work. Without a proper solution proposals and drawings can be left up to guess work.

Our Solution

Tacton Design Automation automatically produces complete 2D drawings and 3D models of custom, configured products and parts needed freeing up engineering time for your employees to do what they do best, innovate.

Features and Benefits




Automatically produce 2D drawings and 3D models of custom products



Eliminate costly design errors with the configurator powered tool that offers the optimal solution



Embed Design Automation within your familiar CAD environment, reducing the learning curve

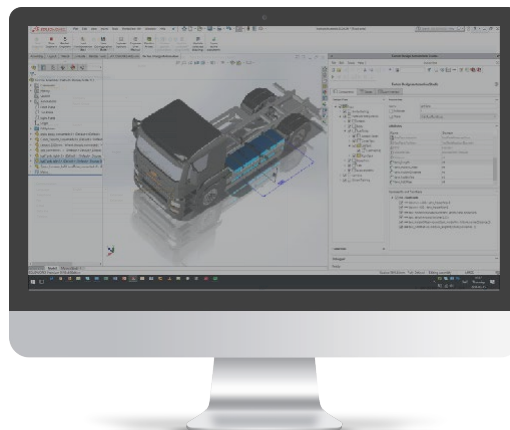


Free up engineers to innovate your products by automating repetitive CAD tasks

Key Use Cases

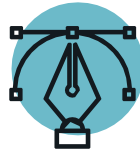
Design Automation

- Maximize your CAD investment
- Dynamically generate configuration-specific 3D CAD models based on customer requirements



- Show customers the optimal product design
- Constraint-based design automation means dramatically fewer rules

Design Automation



Technical Specs

- Highly scalable – the stateless configuration engine handles complex models and high user loads with ease and speed
- All variables simultaneously considered. Ensures valid, error-free configuration – every time

Automating CAD Design

- Automates and supports any to-order process completely inside CAD (CTO, ETO)
- Fully embedded engineering tools inside the CAD environment
- Structured and intuitive point-and-click CAD mapping tool
- Instant mapping validation with inspections
- Rule documentation capabilities

Compatibility

- Compatible with Tacton CPQ integration for Salesforce, Microsoft Dynamics and SAP
- Installs easily out of the box
- Manages requests through an integrated web service
- Supports export of both native and all file formats supported by your CAD software
- Supports customer-specific add-ons so you can customize and complement the standard functionality

Support and Maintenance

- No programming or IT expertise needed
- Intuitive rules make it fast and easy to introduce and update products
- Access to Knowledge Base online support

Availability

- SOLIDWORKS®, Autodesk® Inventor®, PTC Creo

Features

- Constraint-based configurator, Conflict resolution, Layout configuration (SW)

3D Updates

- Dimension value (SW, C), Parameter value (AI, C), Component suppression state, Feature suppression state, Mate/relationship state (SW, AI), Document replace (SW, AI), Configuration (SW), Color (SW), Material (SW, AI), Visibility state (SW), Exclude from BOM (SW, AI), Structural members (SW), Library feature (SW), Weldment profile (SW), iPart member (AI), Replace by interchange (C), Family table instance (C), Macros, Property (SW, AI)

2D Updates

- Drawing state, Scale, View scale, View size, View Position, Dimension/annotation position, Display style (SW), Rotation angle (SW), Referenced configuration (SW), Notes (SW), Dimension value (SW), Layer visibility, Block visibility (SW), Surface finish symbol (SW)